

MW1 Series

Outdoor Self-Priming Washer System



MAIN FEATURES

Stainless Steel 304 bracket construction
(optional SS316L bracket available)

Optional 10 or 25 liters tank capacity

10 meters standard pumping head height
(optional 18 meters with 25 liters tank)

Optional 12VDC, 24VDC, 24VAC, 110VAC or 230VAC
input voltage

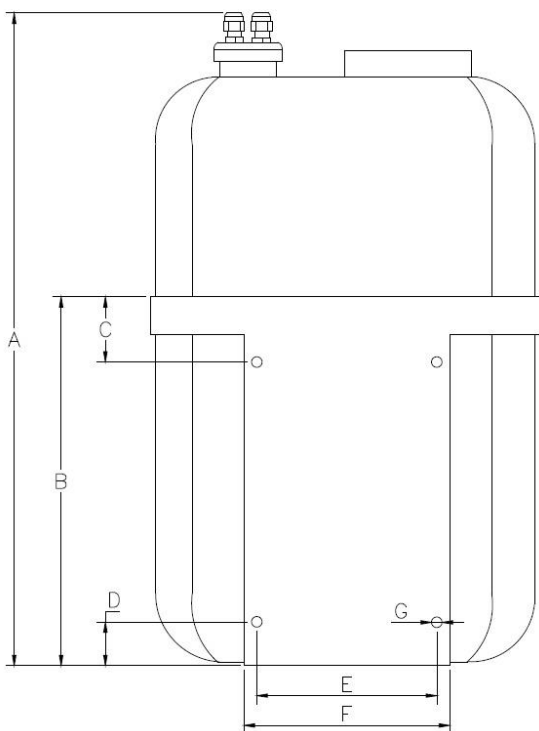
IP66 protection



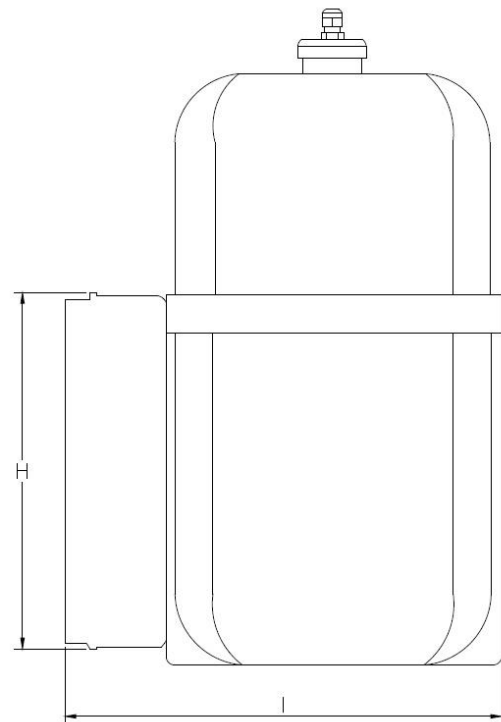
MW1

MW1 series outdoor self-priming washer system is developed for camera viewing window cleaning purpose. It comes with standard AISI304 Stainless Steel bracket (optional AISI316L Stainless Steel bracket upon request).

The washer tank is made of HDPE (High Density Polyethylene) material that known of its high strength to density ratio and chemical resistant. It comes with standard pumping head height of 10 meters. Optional 18 meters pumping head height is available in 25 liters tank model. Various input voltage options of 12VDC, 24VDC, 24VAC, 110VAC and 230VAC enable the ease in system design and implementation.



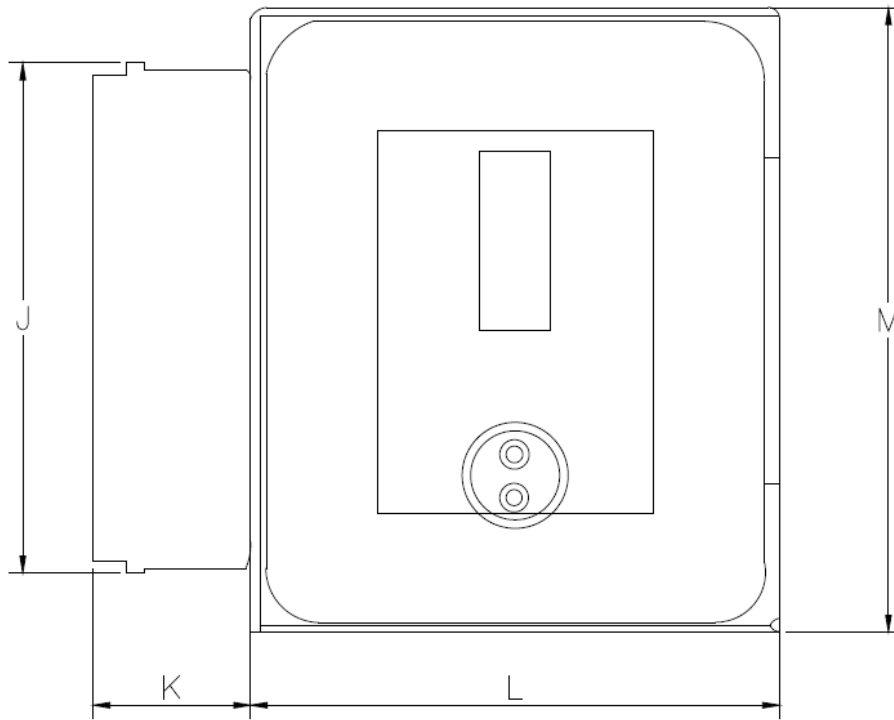
Front View



Side View

MW1 Series

Outdoor Self-Priming Washer System



Top View

(mm)	A	B	C	D	E	F	G	H	I	J	K	L	M
10 L	325	250	60	28	99	165	10	240	315	200	115	200	235
25 L	440	250	60	28	99	165	10	240	380	200	115	265	310

TECHNICAL DATA

GENERAL

Ingress Protection IP66 (for power supply box)

Operating Temperature -15°C to +60°C

MECHANICAL

AISI304 Stainless Steel bracket

(optional AISI316L material upon request)

10 or 25 liters tank capacity (please specify)

HDPE (High Density Polyethylene) tank material

10 or 18 meters pumping head height (please specify)

Overall dimension (WxHxD) :

10 liters model (235x325x315mm)

25 liters model (310x440x380mm)

Weight (empty) :

10 liters model (2.5kg)

25 liters model (4.0kg)

ELECTRICAL

Input voltage :

12VDC, 24VDC, 24VAC, 110VAC or 230VAC options
(please specify upon order)

Power consumption :

10 meters pump (40 watts max.)

18 meters pump (80 watts max.)

MODELS

MW1-1010 : 10 Liters tank with 10 meters pump

MW1-2510 : 25 Liters tank with 10 meters pump

MW1-2518 : 25 Liters tank with 18 meters pump

OPTIONAL ACCESSORIES

PCBMW1, telemetry control board with RS485 communication, Pelco D or P control protocol (please specify upon order)